

# Sahalee Way Improvement Project



**Tell us what you think!** We welcome your input on the Sahalee Way Improvement Project. Please respond to the questions in the space provided and then leave in the comment box at the open house or mail to the address listed on the other side of this form.

Rank the following project goals in order of importance (1 – Most Important)

- 2 Congestion Relief
- 1 Pedestrian and Bicycle Safety
- 3 Aesthetics
- 4 Minimize Cost
- \_\_\_ Other \_\_\_\_\_

Would you describe yourself as primarily:

- A property owner in the project area
- A commuter who uses Sahalee Way
- An interested citizen
- A cyclist
- A pedestrian

### Pedestrians Use:

I walk along Sahalee Way:

- \_\_\_ Never
- Seldom
- \_\_\_ Weekly
- \_\_\_ Very frequently (Daily)

Most often, I walk between these two streets/neighborhoods:

The Crest and Evans Creek Preserve

I most often cross Sahalee Way at:

NE 28TH PL / 223RD AVE NE

I would like to see sidewalks on:

- \_\_\_ One side of the street
- Both sides of the street (IF FEASIBLE)

### Traffic Congestion:

Where do you most experience congestion or delays currently? (Check all that apply)

- In the morning commute
- In the evening commute
- \_\_\_ At the intersection of NE 25<sup>th</sup> Way
- At the intersection of NE 28<sup>th</sup> Way
- At the intersection of NE 37<sup>th</sup> Way
- At SR 202 (Redmond-FallCity Rd)
- \_\_\_ Other \_\_\_\_\_

Environmental Analysis - Do you have comments and/or questions?

Do you have any additional comments or questions? (Attach additional pages, as needed.)

- ① WOULD PREFER A LIGHT AT NE 28 PL / 223RD AVE NE TO A ROUNDABOUT
- ② IF POSSIBLE, AT LEAST HAVE SIDEWALKS ON BOTH SIDES BETWEEN 223RD AVE NE AND NE 25TH WAY FOR CHILDREN WALKING TO SCHOOL AT MCAULIFFE ELEMENTARY.
- ③ PEDESTRIAN ACCESS BETWEEN NE 37TH AND EVANS CREEK PRESERVE ON EAST SIDE OF SAHALEE WAY, EXTEND SIDE-

# Sahalee Way Improvement Project

How did you hear about this open house?

- |   |   |
|---|---|
| <input type="checkbox"/> E-mail                       | <input type="checkbox"/> Flier                                |
| <input type="checkbox"/> City of Sammamish newsletter | <input checked="" type="checkbox"/> From a friend or neighbor |
| <input type="checkbox"/> City Website                 | <input type="checkbox"/> Other (please fill in) _____         |

If you would like to join the mailing list for this project, please fill in the following information:

Name: \_\_\_\_\_

Address: \_\_\_\_\_

City: SAMMAMISH State: WA Zip: 98074

E-mail: \_\_\_\_\_

You may also e-mail comments to Jed Ireland, Project Manager, at [jireland@sammamish.us](mailto:jireland@sammamish.us)  
View up-to-date project information at [www.sammamish.us/projects/SahaleeWayWidening.aspx](http://www.sammamish.us/projects/SahaleeWayWidening.aspx)



Please  
Place  
Stamp  
Here

Jed Ireland, Project Manager  
City of Sammamish  
801 – 228<sup>th</sup> Avenue SE  
Sammamish, WA 98075

Please fold form and seal with tape here.

# Sahalee Way Improvement Project



**Tell us what you think!** We welcome your input on the Sahalee Way Improvement Project. Please respond to the questions in the space provided and then leave in the comment box at the open house or mail to the address listed on the other side of this form.

Rank the following project goals in order of importance (1 – Most Important)

- 3 Congestion Relief
- 4 Pedestrian and Bicycle Safety
- 2 Aesthetics
- 5 Minimize Cost
- 1 Other Affect on my property (along Sahalee Way)

### Pedestrians Use:

I walk along Sahalee Way:

- Never
- Seldom
- Weekly
- Very frequently (Daily)

Most often, I walk between these two streets/neighborhoods:

(only within Heritage Hills)

I most often cross Sahalee Way at:

(almost never)

I would like to see sidewalks on:

- One side of the street
- Both sides of the street

Environmental Analysis - Do you have comments and/or questions?

---

---

Do you have any additional comments or questions? (Attach additional pages, as needed.)

Strongly prefer a traffic light (not a roundabout)  
at NE 28th Place.

Would you describe yourself as primarily:

- A property owner in the project area
- A commuter who uses Sahalee Way
- An interested citizen
- A cyclist
- A pedestrian

### Traffic Congestion:

Where do you most experience congestion or delays currently? (Check all that apply)

- In the morning commute
- In the evening commute
- At the intersection of NE 25<sup>th</sup> Way
- At the intersection of NE 28<sup>th</sup> Way
- At the intersection of NE 37<sup>th</sup> Way
- At SR 202 (Redmond-FallCity Rd)
- Other \_\_\_\_\_

## Sahalee Way Improvement Project

How did you hear about this open house?

- |  |   |
|--|---|
| <input type="checkbox"/> E-mail                                  | <input checked="" type="checkbox"/> Flier             |
| <input checked="" type="checkbox"/> City of Sammamish newsletter | <input type="checkbox"/> From a friend or neighbor    |
| <input type="checkbox"/> City Website                            | <input type="checkbox"/> Other (please fill in) _____ |

If you would like to join the mailing list for this project, please fill in the following information:

Name: \_\_\_\_\_

Address: \_\_\_\_\_

City: Sammamish State: WA Zip: 98074

E-mail: \_\_\_\_\_


You may also e-mail comments to Jed Ireland, Project Manager, at [jireland@sammamish.us](mailto:jireland@sammamish.us)  
View up-to-date project information at [www.sammamish.us/projects/SahaleeWayWidening.aspx](http://www.sammamish.us/projects/SahaleeWayWidening.aspx)



Please  
Place  
Stamp  
Here

Jed Ireland, Project Manager  
City of Sammamish  
801 – 228<sup>th</sup> Avenue SE  
Sammamish, WA 98075

# Sahalee Way Improvement Project



**Tell us what you think!** We welcome your input on the Sahalee Way Improvement Project. Please respond to the questions in the space provided and then leave in the comment box at the open house or mail to the address listed on the other side of this form.

Rank the following project goals in order of importance (1 – Most Important)

- 2 Congestion Relief
- 4 Pedestrian and Bicycle Safety
- 3 Aesthetics
- 5 Minimize Cost
- 1 Other IMPACT TO PROPERTY OWNERS

Would you describe yourself as primarily:

- A property owner in the project area
- A commuter who uses Sahalee Way
- An interested citizen
- A cyclist
- A pedestrian

### Pedestrians Use:

I walk along Sahalee Way:

- Never
- Seldom
- Weekly
- Very frequently (Daily)

Most often, I walk between these two streets/neighborhoods:

I most often cross Sahalee Way at:

25th Way

I would like to see sidewalks on:

- One side of the street
- Both sides of the street

Environmental Analysis - Do you have comments and/or questions?

Do you have any additional comments or questions? (Attach additional pages, as needed.)

AS A HOMEOWNER ALONG SAHALEE WAY, OBVIOUSLY CONCERNED ABOUT INCREASED TRAFFIC AND VISUAL / AUDIBLE IMPACTS TO MY HOME. ALSO WILL EXPANDING THE ROAD EMBANKMENT ON MY PROPERTY?

# Sahalee Way Improvement Project

How did you hear about this open house?

- E-mail
- City of Sammamish newsletter
- City Website
- Flier
- From a friend or neighbor
- Other (please fill in) \_\_\_\_\_

If you would like to join the mailing list for this project, please fill in the following information:

Name: \_\_\_\_\_

Address: \_\_\_\_\_

City: SAMMAMISH State: WA Zip: 98074

E-mail: \_\_\_\_\_

You may also e-mail comments to Jed Ireland, Project Manager, at [jireland@sammamish.us](mailto:jireland@sammamish.us)  
View up-to-date project information at [www.sammamish.us/projects/SahaleeWayWidening.aspx](http://www.sammamish.us/projects/SahaleeWayWidening.aspx)



Please  
Place  
Stamp  
Here

Jed Ireland, Project Manager  
City of Sammamish  
801 – 228<sup>th</sup> Avenue SE  
Sammamish, WA 98075

Please fold form and seal with tape here.

# Sahalee Way Improvement Project



**Tell us what you think!** We welcome your input on the Sahalee Way Improvement Project. Please respond to the questions in the space provided and then leave in the comment box at the open house or mail to the address listed on the other side of this form.

Rank the following project goals in order of importance (1 – Most Important)

- Congestion Relief
- Pedestrian and Bicycle Safety
- Aesthetics
- Minimize Cost
- Other \_\_\_\_\_

Would you describe yourself as primarily:

- A property owner in the project area
- A commuter who uses Sahalee Way
- An interested citizen
- A cyclist
- A pedestrian

### Pedestrians Use:

I walk along Sahalee Way:

- Never
- Seldom
- Weekly
- Very frequently (Daily)

Most often, I walk between these two streets/neighborhoods:

\_\_\_\_\_

### Traffic Congestion:

Where do you most experience congestion or delays currently? (Check all that apply)

- In the morning commute
- In the evening commute
- At the intersection of NE 25<sup>th</sup> Way
- At the intersection of NE 28<sup>th</sup> Way
- At the intersection of NE 37<sup>th</sup> Way
- At SR 202 (Redmond-FallCity Rd)
- Other \_\_\_\_\_

I most often cross Sahalee Way at:

Bus stop

I would like to see sidewalks on:

- One side of the street
- Both sides of the street

Environmental Analysis - Do you have comments and/or questions?

No to any 2-lane road each way. 228<sup>th</sup> is getting uglier by the month. We don't want more.

Do you have any additional comments or questions? (Attach additional pages, as needed.)

Traffic is not bad except for 202  
There is no need to widen except to perhaps add turn lanes

# Sahalee Way Improvement Project

How did you hear about this open house?

- E-mail
- City of Sammamish newsletter
- City Website
- Flier
- From a friend or neighbor
- Other (please fill in) \_\_\_\_\_

If you would like to join the mailing list for this project, please fill in the following information:

Name: \_\_\_\_\_

Address: \_\_\_\_\_

City: \_\_\_\_\_ State: \_\_\_\_ Zip: \_\_\_\_\_

E-mail: \_\_\_\_\_

You may also e-mail comments to Jed Ireland, Project Manager, at [jireland@sammamish.us](mailto:jireland@sammamish.us)  
View up-to-date project information at [www.sammamish.us/projects/SahaleeWayWidening.aspx](http://www.sammamish.us/projects/SahaleeWayWidening.aspx)




Please  
Place  
Stamp  
Here

Jed Ireland, Project Manager  
City of Sammamish  
801 – 228<sup>th</sup> Avenue SE  
Sammamish, WA 98075

Please fold form and seal with tape here.



# Sahalee Way Improvement Project



**Tell us what you think!** We welcome your input on the Sahalee Way Improvement Project. Please respond to the questions in the space provided and then leave in the comment box at the open house or mail to the address listed on the other side of this form.

Rank the following project goals in order of importance (1 – Most Important)

- 1 Congestion Relief
- 2 Pedestrian and Bicycle Safety
- 3 Aesthetics
- 4 Minimize Cost
- Other \_\_\_\_\_

Would you describe yourself as primarily:

- A property owner in the project area
- A commuter who uses Sahalee Way
- An interested citizen
- A cyclist
- A pedestrian

### Pedestrians Use:

I walk along Sahalee Way:

- Never - too dangerous now
- Seldom
- Weekly
- Very frequently (Daily)

Most often, I walk between these two streets/neighborhoods:

The Crest + Heritage Hills (North entrance)

### Traffic Congestion:

Where do you most experience congestion or delays currently? (Check all that apply)

- In the morning commute
- In the evening commute
- At the intersection of NE 25<sup>th</sup> Way
- At the intersection of NE 28<sup>th</sup> Way
- At the intersection of NE 37<sup>th</sup> Way
- At SR 202 (Redmond-FallCity Rd)
- Other \_\_\_\_\_

I most often cross Sahalee Way at:

NE 28<sup>th</sup> Way

I would like to see sidewalks on:

- One side of the street - at least!
- Both sides of the street

Environmental Analysis - Do you have comments and/or questions?

road will become very close to property lines at some places... and backyards!

Do you have any additional comments or questions? (Attach additional pages, as needed.)

any possibility to include noise barrier fencing along the road?

# Sahalee Way Improvement Project

How did you hear about this open house?

- E-mail
- City of Sammamish newsletter
- City Website
- Flier
- From a friend or neighbor
- Other (please fill in) \_\_\_\_\_

If you would like to join the mailing list for this project, please fill in the following information:

Name: \_\_\_\_\_

Address: \_\_\_\_\_

City: Sammamish State: WA Zip: 98074

E-mail: \_\_\_\_\_

You may also e-mail comments to Jed Ireland, Project Manager, at [jireland@sammamish.us](mailto:jireland@sammamish.us)  
View up-to-date project information at [www.sammamish.us/projects/SahaleeWayWidening.aspx](http://www.sammamish.us/projects/SahaleeWayWidening.aspx)



Please  
Place  
Stamp  
Here

Jed Ireland, Project Manager  
City of Sammamish  
801 – 228<sup>th</sup> Avenue SE  
Sammamish, WA 98075

Please fold form and seal with tape here.

# Sahalee Way Improvement Project



**Tell us what you think!** We welcome your input on the Sahalee Way Improvement Project. Please respond to the questions in the space provided and then leave in the comment box at the open house or mail to the address listed on the other side of this form.

Rank the following project goals in order of importance (1 – Most Important)

- 2 Congestion Relief
- 3 Pedestrian and Bicycle Safety
- 4 Aesthetics
- 7 Minimize Cost
- 1 Other \_\_\_\_\_

Would you describe yourself as primarily:

- A property owner in the project area
- A commuter who uses Sahalee Way
- An interested citizen
- A cyclist
- A pedestrian

### Pedestrians Use:

I walk along Sahalee Way:

- Never
- Seldom
- Weekly
- Very frequently (Daily)

Most often, I walk between these two streets/neighborhoods:

\_\_\_\_\_

### Traffic Congestion:

Where do you most experience congestion or delays currently? (Check all that apply)

- In the morning commute
- In the evening commute
- At the intersection of NE 25<sup>th</sup> Way
- At the intersection of NE 28<sup>th</sup> Way
- At the intersection of NE 37<sup>th</sup> Way
- At SR 202 (Redmond-FallCity Rd)
- Other \_\_\_\_\_

I most often cross Sahalee Way at:

\_\_\_\_\_

I would like to see sidewalks on:

- One side of the street *only*
- Both sides of the street

Environmental Analysis - Do you have comments and/or questions?

*No*

Do you have any additional comments or questions? (Attach additional pages, as needed.)

*Slow down traffic*  
*Sound Bells on east side*

## Sahalee Way Improvement Project

How did you hear about this open house?

- |  |   |
|--|---|
| <input type="checkbox"/> E-mail                                  | <input type="checkbox"/> Flier                        |
| <input checked="" type="checkbox"/> City of Sammamish newsletter | <input type="checkbox"/> From a friend or neighbor    |
| <input type="checkbox"/> City Website                            | <input type="checkbox"/> Other (please fill in) _____ |

If you would like to join the mailing list for this project, please fill in the following information:

Name: \_\_\_\_\_

Address: \_\_\_\_\_

City: Sammamish State: WA Zip: 98074

E-mail: \_\_\_\_\_

You may also e-mail comments to Jed Ireland, Project Manager, at [jireland@sammamish.us](mailto:jireland@sammamish.us)  
View up-to-date project information at [www.sammamish.us/projects/SahaleeWayWidening.aspx](http://www.sammamish.us/projects/SahaleeWayWidening.aspx)



Please  
Place  
Stamp  
Here

Jed Ireland, Project Manager  
City of Sammamish  
801 – 228<sup>th</sup> Avenue SE  
Sammamish, WA 98075

Please fold form and seal with tape here.

# Sahalee Way Improvement Project



**Tell us what you think!** We welcome your input on the Sahalee Way Improvement Project. Please respond to the questions in the space provided and then leave in the comment box at the open house or mail to the address listed on the other side of this form.

Rank the following project goals in order of importance (1 – Most Important)

- 1 Congestion Relief
- 2 Pedestrian and Bicycle Safety
- 3 Aesthetics
- 4 Minimize Cost
- \_\_\_ Other \_\_\_\_\_

Would you describe yourself as primarily:

- A property owner in the project area
- A commuter who uses Sahalee Way
- An interested citizen
- A cyclist
- A pedestrian

### Pedestrians Use:

I walk along Sahalee Way:

- \_\_\_ Never
- \_\_\_ Seldom
- \_\_\_ Weekly
- Very frequently (Daily)

Most often, I walk between these two streets/neighborhoods:

The Crest + Heritage Hills

### Traffic Congestion:

Where do you most experience congestion or delays currently? (Check all that apply)

- In the morning commute
- In the evening commute
- \_\_\_ At the intersection of NE 25<sup>th</sup> Way
- At the intersection of NE 28<sup>th</sup> Way
- \_\_\_ At the intersection of NE 37<sup>th</sup> Way
- At SR 202 (Redmond-FallCity Rd)
- \_\_\_ Other \_\_\_\_\_

I most often cross Sahalee Way at:

28<sup>th</sup>

I would like to see sidewalks on:

- One side of the street
- \_\_\_ Both sides of the street

Environmental Analysis - Do you have comments and/or questions?

---

---

Do you have any additional comments or questions? (Attach additional pages, as needed.)

---

---

---

## Sahalee Way Improvement Project

How did you hear about this open house?

- |  |   |
|--|---|
| <input checked="" type="checkbox"/> E-mail                       | <input type="checkbox"/> Flier                        |
| <input checked="" type="checkbox"/> City of Sammamish newsletter | <input type="checkbox"/> From a friend or neighbor    |
| <input type="checkbox"/> City Website                            | <input type="checkbox"/> Other (please fill in) _____ |

If you would like to join the mailing list for this project, please fill in the following information:

Name: \_\_\_\_\_

Address: \_\_\_\_\_

City: Sammamish State: WA Zip: 98074

E-mail: \_\_\_\_\_

You may also e-mail comments to Jed Ireland, Project Manager, at [jireland@sammamish.us](mailto:jireland@sammamish.us)  
View up-to-date project information at [www.sammamish.us/projects/SahaleeWayWidening.aspx](http://www.sammamish.us/projects/SahaleeWayWidening.aspx)



Please  
Place  
Stamp  
Here

Jed Ireland, Project Manager  
City of Sammamish  
801 – 228<sup>th</sup> Avenue SE  
Sammamish, WA 98075

Please fold form and seal with tape here.

# Sahalee Way Improvement Project



**Tell us what you think!** We welcome your input on the Sahalee Way Improvement Project. Please respond to the questions in the space provided and then leave in the comment box at the open house or mail to the address listed on the other side of this form.

Rank the following project goals in order of importance (1 – Most Important)

- 1 Congestion Relief
- 4 Pedestrian and Bicycle Safety
- 2 Aesthetics
- 3 Minimize Cost
- \_\_\_ Other \_\_\_\_\_

Would you describe yourself as primarily:

- A property owner in the project area
- A commuter who uses Sahalee Way
- An interested citizen
- A cyclist
- A pedestrian

### Pedestrians Use:

I walk along Sahalee Way:

- Never
- \_\_\_ Seldom
- \_\_\_ Weekly
- \_\_\_ Very frequently (Daily)

Most often, I walk between these two streets/neighborhoods:

NEVER

### Traffic Congestion:

Where do you most experience congestion or delays currently? (Check all that apply)

- In the morning commute
- In the evening commute
- \_\_\_ At the intersection of NE 25<sup>th</sup> Way
- \_\_\_ At the intersection of NE 28<sup>th</sup> Way
- \_\_\_ At the intersection of NE 37<sup>th</sup> Way
- \_\_\_ At SR 202 (Redmond-FallCity Rd)
- \_\_\_ Other \_\_\_\_\_

I most often cross Sahalee Way at:

I would like to see sidewalks on:

- One side of the street
- \_\_\_ Both sides of the street

Environmental Analysis - Do you have comments and/or questions?

I QUESTION THE BENEFIT OF INCREASING TO 5 LANES?

Do you have any additional comments or questions? (Attach additional pages, as needed.)

# Sahalee Way Improvement Project

How did you hear about this open house?

- E-mail
- City of Sammamish newsletter
- City Website
- Flier
- From a friend or neighbor
- Other (please fill in) \_\_\_\_\_

If you would like to join the mailing list for this project, please fill in the following information:

Name: \_\_\_\_\_

Address: \_\_\_\_\_

City: Sammamish State: WA Zip: 98074

E-mail: \_\_\_\_\_

You may also e-mail comments to Jed Ireland, Project Manager, at [jjireland@sammamish.us](mailto:jjireland@sammamish.us)  
View up-to-date project information at [www.sammamish.us/projects/SahaleeWayWidening.aspx](http://www.sammamish.us/projects/SahaleeWayWidening.aspx)



Please  
Place  
Stamp  
Here

Jed Ireland, Project Manager  
City of Sammamish  
801 – 228<sup>th</sup> Avenue SE  
Sammamish, WA 98075



# Sahalee Way Improvement Project



**Tell us what you think!** We welcome your input on the Sahalee Way Improvement Project. Please respond to the questions in the space provided and then leave in the comment box at the open house or mail to the address listed on the other side of this form.

Rank the following project goals in order of importance (1 – Most Important)

- 1 Congestion Relief
- 2 Pedestrian and Bicycle Safety
- Aesthetics
- Minimize Cost
- Other \_\_\_\_\_

Would you describe yourself as primarily:

- A property owner in the project area
- A commuter who uses Sahalee Way
- An interested citizen
- A cyclist
- A pedestrian

### Pedestrians Use:

I walk along Sahalee Way:

- Never
- Seldom
- Weekly
- Very frequently (Daily)

Most often, I walk between these two streets/neighborhoods:

*drive*  
The Crest / Heritage Hills

### Traffic Congestion:

Where do you most experience congestion or delays currently? (Check all that apply)

- In the morning commute
- In the evening commute
- At the intersection of NE 25<sup>th</sup> Way
- At the intersection of NE 28<sup>th</sup> Way
- At the intersection of NE 37<sup>th</sup> Way
- At SR 202 (Redmond-FallCity Rd)
- Other \_\_\_\_\_

I most often cross Sahalee Way at:

28<sup>th</sup> way

I would like to see sidewalks on:

- One side of the street
- Both sides of the street

Environmental Analysis - Do you have comments and/or questions?

Do you have any additional comments or questions? (Attach additional pages, as needed.)

Lack of speed control and sight lines for the Crest -

# Sahalee Way Improvement Project

How did you hear about this open house?

- E-mail
- City of Sammamish newsletter
- City Website
- Flier
- From a friend or neighbor
- Other (please fill in) \_\_\_\_\_

If you would like to join the mailing list for this project, please fill in the following information:

Name: \_\_\_\_\_

Address: \_\_\_\_\_

City: Sammamish State: WA Zip: 98074

E-mail: \_\_\_\_\_

You may also e-mail comments to Jed Ireland, Project Manager, at [jjireland@sammamish.us](mailto:jjireland@sammamish.us)  
View up-to-date project information at [www.sammamish.us/projects/SahaleeWayWidening.aspx](http://www.sammamish.us/projects/SahaleeWayWidening.aspx)



Please  
Place  
Stamp  
Here

Jed Ireland, Project Manager  
City of Sammamish  
801 – 228<sup>th</sup> Avenue SE  
Sammamish, WA 98075

Please fold form and seal with tape here.

# Sahalee Way Improvement Project



**Tell us what you think!** We welcome your input on the Sahalee Way Improvement Project. Please respond to the questions in the space provided and then leave in the comment box at the open house or mail to the address listed on the other side of this form.

Rank the following project goals in order of importance (1 – Most Important)

- Congestion Relief
- 1 Pedestrian and Bicycle Safety
- Aesthetics
- 2 Minimize Cost
- Other \_\_\_\_\_

Would you describe yourself as primarily:

- A property owner in the project area
- A commuter who uses Sahalee Way
- An interested citizen
- A cyclist
- A pedestrian

### Pedestrians Use:

I walk along Sahalee Way:

- Never
- Seldom
- Weekly
- Very frequently (Daily)

Most often, I walk between these two streets/neighborhoods:

\_\_\_\_\_

### Traffic Congestion:

Where do you most experience congestion or delays currently? (Check all that apply)

- In the morning commute
- In the evening commute
- At the intersection of NE 25<sup>th</sup> Way
- At the intersection of NE 28<sup>th</sup> Way
- At the intersection of NE 37<sup>th</sup> Way
- At SR 202 (Redmond-FallCity Rd)
- Other \_\_\_\_\_

I most often cross Sahalee Way at:

NE 25<sup>th</sup> Way

I would like to see sidewalks on:

- One side of the street
- Both sides of the street

Environmental Analysis - Do you have comments and/or questions?

Do nothing option: save on traffic, pollution, noise, maintenance  
Don't make Sammamish like East Hill mess in Rainier!!

Do you have any additional comments or questions? (Attach additional pages, as needed.)

Reduce speed limits

Add generous 'cycling' lanes; many cyclists commuting & Velodrome

Split 228<sup>th</sup> similar to an interstate hwy; save construction costs @ Mary Moore  
& fits 4 lane option since no adjacent housing/development

## Sahalee Way Improvement Project

How did you hear about this open house?

- E-mail
- City of Sammamish newsletter
- City Website
- Flier
- From a friend or neighbor
- Other (please fill in) \_\_\_\_\_

If you would like to join the mailing list for this project, please fill in the following information:

Name: \_\_\_\_\_

Address: \_\_\_\_\_

City: \_\_\_\_\_ State: \_\_\_\_ Zip: \_\_\_\_\_

E-mail: \_\_\_\_\_

You may also e-mail comments to Jed Ireland, Project Manager, at [jireland@sammamish.us](mailto:jireland@sammamish.us)  
View up-to-date project information at [www.sammamish.us/projects/SahaleeWayWidening.aspx](http://www.sammamish.us/projects/SahaleeWayWidening.aspx)



Please  
Place  
Stamp  
Here

Jed Ireland, Project Manager  
City of Sammamish  
801 – 228<sup>th</sup> Avenue SE  
Sammamish, WA 98075

Please fold form and seal with tape here.

# Sahalee Way Improvement Project



**Tell us what you think!** We welcome your input on the Sahalee Way Improvement Project. Please respond to the questions in the space provided and then leave in the comment box at the open house or mail to the address listed on the other side of this form.

Rank the following project goals in order of importance (1 – Most Important)

- 4 Congestion Relief -
- 3 Pedestrian and Bicycle Safety
- 2 Aesthetics
- 3 Minimize Cost
- \_\_\_ Other \_\_\_\_\_

Would you describe yourself as primarily:

- A property owner in the project area
- A commuter who uses Sahalee Way
- An interested citizen
- A cyclist
- A pedestrian

### Pedestrians Use:

I walk along Sahalee Way:

- \_\_\_ Never
- \_\_\_ Seldom
- \_\_\_ Weekly
- Very frequently (Daily)

Most often, I walk between these two streets/neighborhoods:

~~NE 223~~, 25<sup>th</sup>, Evans Creek trail

### Traffic Congestion:

Where do you most experience congestion or delays currently? (Check all that apply)

- \_\_\_ In the morning commute
- \_\_\_ In the evening commute
- \_\_\_ At the intersection of NE 25<sup>th</sup> Way
- \_\_\_ At the intersection of NE 28<sup>th</sup> Way
- At the intersection of NE 37<sup>th</sup> Way
- \_\_\_ At SR 202 (Redmond-Fall City Rd)
- \_\_\_ Other \_\_\_\_\_

I most often cross Sahalee Way at:

223 (37<sup>th</sup> NE)

I would like to see sidewalks on:

- \_\_\_ One side of the street
- Both sides of the street

Environmental Analysis - Do you have comments and/or questions?

Do you have any additional comments or questions? (Attach additional pages, as needed.)

Congestion is not a problem. Double lanes at Redmond Fall City Rd to make the left turn is sufficient. That is where the bottle neck is. No need for 5 lanes elsewhere on Sahalee.

# Sahalee Way Improvement Project

How did you hear about this open house?

- E-mail
- City of Sammamish newsletter
- City Website
- Flier
- From a friend or neighbor
- Other (please fill in) \_\_\_\_\_

If you would like to join the mailing list for this project, please fill in the following information:

Name: \_\_\_\_\_

Address: \_\_\_\_\_

City: Sammamish State: WA Zip: 98074

E-mail: \_\_\_\_\_

You may also e-mail comments to Jed Ireland, Project Manager, at [jireland@sammamish.us](mailto:jireland@sammamish.us)  
View up-to-date project information at [www.sammamish.us/projects/SahaleeWayWidening.aspx](http://www.sammamish.us/projects/SahaleeWayWidening.aspx)



Please  
Place  
Stamp  
Here

Jed Ireland, Project Manager  
City of Sammamish  
801 – 228<sup>th</sup> Avenue SE  
Sammamish, WA 98075

# Sahalee Way Improvement Project



**Tell us what you think!** We welcome your input on the Sahalee Way Improvement Project. Please respond to the questions in the space provided and then leave in the comment box at the open house or mail to the address listed on the other side of this form.

Rank the following project goals in order of importance (1 – Most Important)

- 1 Congestion Relief
- 4 Pedestrian and Bicycle Safety
- 2 Aesthetics
- 3 Minimize Cost
- \_\_\_ Other \_\_\_\_\_

Would you describe yourself as primarily:

- A property owner in the project area
- A commuter who uses Sahalee Way
- An interested citizen
- A cyclist
- A pedestrian

### Pedestrians Use:

I walk along Sahalee Way:

- Never
- \_\_\_ Seldom
- \_\_\_ Weekly
- \_\_\_ Very frequently (Daily)

Most often, I walk between these two streets/neighborhoods:

\_\_\_\_\_

I most often cross Sahalee Way at:

\_\_\_\_\_

I would like to see sidewalks on:

- One side of the street
- \_\_\_ Both sides of the street

Environmental Analysis - Do you have comments and/or questions?

*Want an option that minimizes removal of existing trees along Sahalee Way*

Do you have any additional comments or questions? (Attach additional pages, as needed.)

\_\_\_\_\_  
\_\_\_\_\_  
\_\_\_\_\_

## Sahalee Way Improvement Project

How did you hear about this open house?

- E-mail
- City of Sammamish newsletter
- City Website
- Flier
- From a friend or neighbor
- Other (please fill in) \_\_\_\_\_

If you would like to join the mailing list for this project,  
please fill in the following information:

Name: \_\_\_\_\_

Address: \_\_\_\_\_

City: \_\_\_\_\_ State: \_\_\_ Zip: \_\_\_\_\_

E-mail: \_\_\_\_\_

You may also e-mail comments to Jed Ireland,  
Project Manager, at [jireland@sammamish.us](mailto:jireland@sammamish.us)  
View up-to-date project information at  
[www.sammamish.us/projects/SahaleeWayWidening.aspx](http://www.sammamish.us/projects/SahaleeWayWidening.aspx)




Please  
Place  
Stamp  
Here

Jed Ireland, Project Manager  
City of Sammamish  
801 – 228<sup>th</sup> Avenue SE  
Sammamish, WA 98075

Please fold form and seal with tape here.



# Sahalee Way Improvement Project



**Tell us what you think!** We welcome your input on the Sahalee Way Improvement Project. Please respond to the questions in the space provided and then leave in the comment box at the open house or mail to the address listed on the other side of this form.

Rank the following project goals in order of importance (1 – Most Important)

- 4  Congestion Relief
- 3  Pedestrian and Bicycle Safety
- 2  Aesthetics
- 5  Minimize Cost
- 1  Other widen down to 202 + 202

Would you describe yourself as primarily:

- A property owner in the project area
- A commuter who uses Sahalee Way
- An interested citizen
- A cyclist
- A pedestrian

### Pedestrians Use:

I walk along Sahalee Way:

- Never
- Seldom
- Weekly
- Very frequently (Daily)

Most often, I walk between these two streets/neighborhoods:

Sahalee Greens + Evans Creek

### Traffic Congestion:

Where do you most experience congestion or delays currently? (Check all that apply)

- In the morning commute
- In the evening commute
- At the intersection of NE 25<sup>th</sup> Way
- At the intersection of NE 28<sup>th</sup> Way
- At the intersection of NE 37<sup>th</sup> Way
- At SR 202 (Redmond-FallCity Rd)
- Other \_\_\_\_\_

I most often cross Sahalee Way at:

7:30 AM 7:00 PM

I would like to see sidewalks on:

- One side of the street with sky bridge
- Both sides of the street

Environmental Analysis - Do you have comments and/or questions?

Environmental concerns & stability concerns

Do you have any additional comments or questions? (Attach additional pages, as needed.)

This will be pointless for traffic unless roadway is widened all the way to Redmond

# Sahalee Way Improvement Project

How did you hear about this open house?

- E-mail
- City of Sammamish newsletter
- City Website
- Flier
- From a friend or neighbor
- Other (please fill in) \_\_\_\_\_

If you would like to join the mailing list for this project, please fill in the following information:

Name: \_\_\_\_\_

Address: \_\_\_\_\_

City: \_\_\_\_\_ State: \_\_\_\_ Zip: \_\_\_\_\_

E-mail: \_\_\_\_\_

You may also e-mail comments to Jed Ireland,  
Project Manager, at [jireland@sammamish.us](mailto:jireland@sammamish.us)  
View up-to-date project information at  
[www.sammamish.us/projects/SahaleeWayWidening.aspx](http://www.sammamish.us/projects/SahaleeWayWidening.aspx)



Please  
Place  
Stamp  
Here

Jed Ireland, Project Manager  
City of Sammamish  
801 – 228<sup>th</sup> Avenue SE  
Sammamish, WA 98075

Please fold form and seal with tape here.

# Sahalee Way Improvement Project



**Tell us what you think!** We welcome your input on the Sahalee Way Improvement Project. Please respond to the questions in the space provided and then leave in the comment box at the open house or mail to the address listed on the other side of this form.

Rank the following project goals in order of importance (1 – Most Important)

- 1 Congestion Relief
- 4 Pedestrian and Bicycle Safety
- 4.5 Aesthetics
- 2 Minimize Cost
- 3 Other NOISE MANAGEMENT

Would you describe yourself as primarily:

- A property owner in the project area
- A commuter who uses Sahalee Way
- An interested citizen
- A cyclist
- A pedestrian

### Pedestrians Use:

I walk along Sahalee Way:

- Never
- Seldom
- Weekly
- Very frequently (Daily)

Most often, I walk between these two streets/neighborhoods:

WITHIN SAHALEE

I most often cross Sahalee Way at:

SAHALEE DR.

I would like to see sidewalks on:

- One side of the street
- Both sides of the street

Environmental Analysis - Do you have comments and/or questions?

Do you have any additional comments or questions? (Attach additional pages, as needed.)

# Sahalee Way Improvement Project

How did you hear about this open house?

- |  |   |
|--|---|
| <input type="checkbox"/> E-mail                                  | <input type="checkbox"/> Flier                                |
| <input checked="" type="checkbox"/> City of Sammamish newsletter | <input checked="" type="checkbox"/> From a friend or neighbor |
| <input type="checkbox"/> City Website                            | <input type="checkbox"/> Other (please fill in) _____         |

If you would like to join the mailing list for this project, please fill in the following information:

Name: \_\_\_\_\_

Address: \_\_\_\_\_

City: Sammamish State: WA Zip: 98074

E-mail: \_\_\_\_\_

You may also e-mail comments to Jed Ireland, Project Manager, at [jireland@sammamish.us](mailto:jireland@sammamish.us)  
View up-to-date project information at [www.sammamish.us/projects/SahaleeWayWidening.aspx](http://www.sammamish.us/projects/SahaleeWayWidening.aspx)



Please  
Place  
Stamp  
Here

Jed Ireland, Project Manager  
City of Sammamish  
801 – 228<sup>th</sup> Avenue SE  
Sammamish, WA 98075

Please fold form and seal with tape here.

# Sahalee Way Improvement Project



**Tell us what you think!** We welcome your input on the Sahalee Way Improvement Project. Please respond to the questions in the space provided and then leave in the comment box at the open house or mail to the address listed on the other side of this form.

Rank the following project goals in order of importance (1 – Most Important)

- Congestion Relief
- Pedestrian and Bicycle Safety
- Aesthetics
- Minimize Cost
- Other \_\_\_\_\_

Would you describe yourself as primarily:

- A property owner in the project area
- A commuter who uses Sahalee Way
- An interested citizen
- A cyclist
- A pedestrian

### Pedestrians Use:

I walk along Sahalee Way:

- Never
- Seldom *but would walk more if there were sidewalks!*
- Weekly
- Very frequently (Daily)

Most often, I walk between these two streets/neighborhoods:

Sahalee Dr. E + NE 8<sup>th</sup>

I most often cross Sahalee Way at:

N/A

I would like to see sidewalks on:

- One side of the street
- Both sides of the street

### Traffic Congestion:

Where do you most experience congestion or delays currently? (Check all that apply)

- In the morning commute
- In the evening commute
- At the intersection of NE 25<sup>th</sup> Way
- At the intersection of NE 28<sup>th</sup> Way
- At the intersection of NE 37<sup>th</sup> Way
- At SR 202 (Redmond-FallCity Rd)
- Other \_\_\_\_\_

Environmental Analysis - Do you have comments and/or questions?

---

---

Do you have any additional comments or questions? (Attach additional pages, as needed.)

---

---

---

## Sahalee Way Improvement Project

How did you hear about this open house?

- E-mail
- City of Sammamish newsletter
- City Website
- Flier
- From a friend or neighbor
- Other (please fill in) \_\_\_\_\_

If you would like to join the mailing list for this project,  
please fill in the following information:

Name: \_\_\_\_\_

Address: \_\_\_\_\_

City: \_\_\_\_\_ State: \_\_\_\_ Zip: \_\_\_\_\_

E-mail: \_\_\_\_\_

You may also e-mail comments to Jed Ireland,  
Project Manager, at [jireland@sammamish.us](mailto:jireland@sammamish.us)  
View up-to-date project information at  
[www.sammamish.us/projects/SahaleeWayWidening.aspx](http://www.sammamish.us/projects/SahaleeWayWidening.aspx)



Please  
Place  
Stamp  
Here

Jed Ireland, Project Manager  
City of Sammamish  
801 – 228<sup>th</sup> Avenue SE  
Sammamish, WA 98075

Please fold form and seal with tape here.

# Sahalee Way Improvement Project



**Tell us what you think!** We welcome your input on the Sahalee Way Improvement Project. Please respond to the questions in the space provided and then leave in the comment box at the open house or mail to the address listed on the other side of this form.

Rank the following project goals in order of importance (1 – Most Important)

- Congestion Relief
- Pedestrian and Bicycle Safety
- Aesthetics
- Minimize Cost
- Other \_\_\_\_\_

Would you describe yourself as primarily:

- A property owner in the project area
- A commuter who uses Sahalee Way
- An interested citizen
- A cyclist
- A pedestrian

### Pedestrians Use:

I walk along Sahalee Way:

- Never
- Seldom
- Weekly
- Very frequently (Daily)

Most often, I walk between these two streets/neighborhoods:

Sahalee Greens / Both ways

### Traffic Congestion:

Where do you most experience congestion or delays currently? (Check all that apply)

- In the morning commute
- In the evening commute
- At the intersection of NE 25<sup>th</sup> Way
- At the intersection of NE 28<sup>th</sup> Way
- At the intersection of NE 37<sup>th</sup> Way
- At SR 202 (Redmond-FallCity Rd)
- Other Traffic is OK

I most often cross Sahalee Way at:

Sahalee Greens

I would like to see sidewalks on:

- One side of the street
- Both sides of the street

Environmental Analysis - Do you have comments and/or questions?

Sensitive Steep Slope across from Sahalee Greens

Do you have any additional comments or questions? (Attach additional pages, as needed.)

Need for construction access + semi / Truck access

# Sahalee Way Improvement Project

How did you hear about this open house?

- E-mail
- City of Sammamish newsletter
- City Website
- Flier
- From a friend or neighbor
- Other (please fill in) \_\_\_\_\_

If you would like to join the mailing list for this project, please fill in the following information:

Name: \_\_\_\_\_

Address: \_\_\_\_\_

City: Sammamish State: WA Zip: 98074

E-mail: \_\_\_\_\_

You may also e-mail comments to Jed Ireland, Project Manager, at [jireland@sammamish.us](mailto:jireland@sammamish.us)  
View up-to-date project information at [www.sammamish.us/projects/SahaleeWayWidening.aspx](http://www.sammamish.us/projects/SahaleeWayWidening.aspx)




Please  
Place  
Stamp  
Here

Jed Ireland, Project Manager  
City of Sammamish  
801 – 228<sup>th</sup> Avenue SE  
Sammamish, WA 98075



# Sahalee Way Improvement Project



**Tell us what you think!** We welcome your input on the Sahalee Way Improvement Project. Please respond to the questions in the space provided and then leave in the comment box at the open house or mail to the address listed on the other side of this form.

Rank the following project goals in order of importance (1 – Most Important)

- 2 Congestion Relief
- 1 Pedestrian and Bicycle Safety
- 4 Aesthetics
- 3 Minimize Cost
- \_\_\_ Other \_\_\_\_\_

Would you describe yourself as primarily:

- A property owner in the project area
- A commuter who uses Sahalee Way
- An interested citizen
- A cyclist
- A pedestrian

### Pedestrians Use:

I walk along Sahalee Way:

- \_\_\_ Never
- Seldom
- \_\_\_ Weekly
- \_\_\_ Very frequently (Daily)

Most often, I walk between these two streets/neighborhoods:

28th Pl to 27th

### Traffic Congestion:

Where do you most experience congestion or delays currently? (Check all that apply)

- In the morning commute
- In the evening commute
- \_\_\_ At the intersection of NE 25<sup>th</sup> Way
- \_\_\_ At the intersection of NE 28<sup>th</sup> Way
- \_\_\_ At the intersection of NE 37<sup>th</sup> Way
- \_\_\_ At SR 202 (Redmond-FallCity Rd)
- \_\_\_ Other \_\_\_\_\_

I most often cross Sahalee Way at:

I would like to see sidewalks on:

- One side of the street
- \_\_\_ Both sides of the street

Environmental Analysis - Do you have comments and/or questions?

Do you have any additional comments or questions? (Attach additional pages, as needed.)

Bike lane ACCESS IS CURRENTLY GOOD - WOULD LIKE TO MAINTAIN THAT.

WOULD LIKE 2 LANES EACH WAY FROM 202 TO 28th OR 25th TO RELIEVE EVENING BACKUP

# Sahalee Way Improvement Project

How did you hear about this open house?

- |  |   |
|--|---|
| <input type="checkbox"/> E-mail                                  | <input type="checkbox"/> Flier                        |
| <input checked="" type="checkbox"/> City of Sammamish newsletter | <input type="checkbox"/> From a friend or neighbor    |
| <input type="checkbox"/> City Website                            | <input type="checkbox"/> Other (please fill in) _____ |

If you would like to join the mailing list for this project, please fill in the following information:

Name: \_\_\_\_\_

Address: \_\_\_\_\_

City: \_\_\_\_\_ State: \_\_\_ Zip: \_\_\_\_\_

E-mail: \_\_\_\_\_

You may also e-mail comments to Jed Ireland, Project Manager, at [jireland@sammamish.us](mailto:jireland@sammamish.us)  
View up-to-date project information at [www.sammamish.us/projects/SahaleeWayWidening.aspx](http://www.sammamish.us/projects/SahaleeWayWidening.aspx)



Please  
Place  
Stamp  
Here

Jed Ireland, Project Manager  
City of Sammamish  
801 – 228<sup>th</sup> Avenue SE  
Sammamish, WA 98075

Please fold form and seal with tape here.

# Sahalee Way Improvement Project



**Tell us what you think!** We welcome your input on the Sahalee Way Improvement Project. Please respond to the questions in the space provided and then leave in the comment box at the open house or mail to the address listed on the other side of this form.

Rank the following project goals in order of importance (1 – Most Important)

- 1 Congestion Relief
- 2 Pedestrian and Bicycle Safety
- 4 Aesthetics
- 3 Minimize Cost
- Other \_\_\_\_\_

Would you describe yourself as primarily:

- A property owner in the project area
- A commuter who uses Sahalee Way
- An interested citizen
- A cyclist
- A pedestrian

### Pedestrians Use:

I walk along Sahalee Way:

- Never
- Seldom
- Weekly
- Very frequently (Daily)

Most often, I walk between these two streets/neighborhoods:

25th + 8th

### Traffic Congestion:

Where do you most experience congestion or delays currently? (Check all that apply)

- In the morning commute
- In the evening commute
- At the intersection of NE 25<sup>th</sup> Way
- At the intersection of NE 28<sup>th</sup> Way
- At the intersection of NE 37<sup>th</sup> Way
- At SR 202 (Redmond-FallCity Rd)
- Other \_\_\_\_\_

I most often cross Sahalee Way at:

25th

I would like to see sidewalks on:

- One side of the street
- Both sides of the street

Environmental Analysis - Do you have comments and/or questions?

Do you have any additional comments or questions? (Attach additional pages, as needed.)

Do 4 lanes or nothing!



# Sahalee Way Improvement Project

How did you hear about this open house?

- E-mail
- City of Sammamish newsletter
- City Website
- Flier
- From a friend or neighbor
- Other (please fill in) \_\_\_\_\_

If you would like to join the mailing list for this project, please fill in the following information:

Name: \_\_\_\_\_

Address: \_\_\_\_\_

City: Sammamish State: WA Zip: 98074

E-mail: \_\_\_\_\_

You may also e-mail comments to Jed Ireland, Project Manager, at [jireland@sammamish.us](mailto:jireland@sammamish.us)  
View up-to-date project information at [www.sammamish.us/projects/SahaleeWayWidening.aspx](http://www.sammamish.us/projects/SahaleeWayWidening.aspx)



Please  
Place  
Stamp  
Here

Jed Ireland, Project Manager  
City of Sammamish  
801 – 228<sup>th</sup> Avenue SE  
Sammamish, WA 98075

Please fold form and seal with tape here.

# Sahalee Way Improvement Project



**Tell us what you think!** We welcome your input on the Sahalee Way Improvement Project. Please respond to the questions in the space provided and then leave in the comment box at the open house or mail to the address listed on the other side of this form.

Rank the following project goals in order of importance (1 – Most Important)

- 1 Congestion Relief
- 3 Pedestrian and Bicycle Safety
- 3 Aesthetics
- 2 Minimize Cost
- \_\_\_ Other \_\_\_\_\_

Would you describe yourself as primarily:

- A property owner in the project area
- A commuter who uses Sahalee Way
- An interested citizen
- A cyclist
- A pedestrian

### Pedestrians Use:

I walk along Sahalee Way:

- Never
- \_\_\_ Seldom
- \_\_\_ Weekly
- \_\_\_ Very frequently (Daily)

Most often, I walk between these two streets/neighborhoods:

PIA

### Traffic Congestion:

Where do you most experience congestion or delays currently? (Check all that apply)

- In the morning commute
- In the evening commute
- \_\_\_ At the intersection of NE 25<sup>th</sup> Way
- \_\_\_ At the intersection of NE 28<sup>th</sup> Way
- \_\_\_ At the intersection of NE 37<sup>th</sup> Way
- At SR 202 (Redmond-FallCity Rd)
- \_\_\_ Other \_\_\_\_\_

I most often cross Sahalee Way at:

I would like to see sidewalks on:

- \_\_\_ One side of the street
- \_\_\_ Both sides of the street

Environmental Analysis - Do you have comments and/or questions?

Do you have any additional comments or questions? (Attach additional pages, as needed.)

## Sahalee Way Improvement Project

How did you hear about this open house?

- |  |   |
|--|---|
| <input type="checkbox"/> E-mail                                  | <input type="checkbox"/> Flier                        |
| <input checked="" type="checkbox"/> City of Sammamish newsletter | <input type="checkbox"/> From a friend or neighbor    |
| <input checked="" type="checkbox"/> City Website                 | <input type="checkbox"/> Other (please fill in) _____ |

If you would like to join the mailing list for this project, please fill in the following information:

Name: \_\_\_\_\_

Address: \_\_\_\_\_

City: \_\_\_\_\_ State: \_\_\_ Zip: \_\_\_\_\_

E-mail: \_\_\_\_\_

You may also e-mail comments to Jed Ireland,  
Project Manager, at [jireland@sammamish.us](mailto:jireland@sammamish.us)  
View up-to-date project information at  
[www.sammamish.us/projects/SahaleeWayWidening.aspx](http://www.sammamish.us/projects/SahaleeWayWidening.aspx)



Please  
Place  
Stamp  
Here

Jed Ireland, Project Manager  
City of Sammamish  
801 – 228<sup>th</sup> Avenue SE  
Sammamish, WA 98075

# Sahalee Way Improvement Project



**Tell us what you think!** We welcome your input on the Sahalee Way Improvement Project. Please respond to the questions in the space provided and then leave in the comment box at the open house or mail to the address listed on the other side of this form.

Rank the following project goals in order of importance (1 – Most Important)

- 1 ✓ Congestion Relief
- 2 Pedestrian and Bicycle Safety
- 3 Aesthetics
- 3 Minimize Cost
- 5 Other \_\_\_\_\_

Would you describe yourself as primarily:

- A property owner in the project area
- A commuter who uses Sahalee Way
- An interested citizen
- A cyclist
- A pedestrian

### Pedestrians Use:

I walk along Sahalee Way:

- 1 ✓ Never
- 2 Seldom
- 3 Weekly
- 4 Very frequently (Daily)

Most often, I walk between these two streets/neighborhoods: \_\_\_\_\_

### Traffic Congestion:

Where do you most experience congestion or delays currently? (Check all that apply)

- In the morning commute
- In the evening commute
- At the intersection of NE 25<sup>th</sup> Way
- At the intersection of NE 28<sup>th</sup> Way
- At the intersection of NE 37<sup>th</sup> Way
- At SR 202 (Redmond-FallCity Rd)
- Other \_\_\_\_\_

I most often cross Sahalee Way at: \_\_\_\_\_

I would like to see sidewalks on:

- ✓ One side of the street
- \_\_\_\_\_ Both sides of the street

Environmental Analysis - Do you have comments and/or questions?

*will this impact taxes?*

Do you have any additional comments or questions? (Attach additional pages, as needed.)

## Sahalee Way Improvement Project

How did you hear about this open house?

- |   |   |
|---|---|
| <input type="checkbox"/> E-mail                       | <input type="checkbox"/> Flier                        |
| <input type="checkbox"/> City of Sammamish newsletter | <input type="checkbox"/> From a friend or neighbor    |
| <input type="checkbox"/> City Website                 | <input type="checkbox"/> Other (please fill in) _____ |

If you would like to join the mailing list for this project, please fill in the following information:

Name: \_\_\_\_\_

Address: \_\_\_\_\_

City: \_\_\_\_\_ State: \_\_\_\_ Zip: \_\_\_\_\_

E-mail: \_\_\_\_\_

You may also e-mail comments to Jed Ireland, Project Manager, at [jireland@sammamish.us](mailto:jireland@sammamish.us)  
View up-to-date project information at [www.sammamish.us/projects/SahaleeWayWidening.aspx](http://www.sammamish.us/projects/SahaleeWayWidening.aspx)




Please  
Place  
Stamp  
Here

Jed Ireland, Project Manager  
City of Sammamish  
801 – 228<sup>th</sup> Avenue SE  
Sammamish, WA 98075

Please fold form and seal with tape here.



# Sahalee Way Improvement Project



**Tell us what you think!** We welcome your input on the Sahalee Way Improvement Project. Please respond to the questions in the space provided and then leave in the comment box at the open house or mail to the address listed on the other side of this form.

Rank the following project goals in order of importance (1 – Most Important)

- 2 Congestion Relief
- 1 Pedestrian and Bicycle Safety
- 4 Aesthetics
- 3 Minimize Cost
- Other \_\_\_\_\_

Would you describe yourself as primarily:

- A property owner in the project area
- A commuter who uses Sahalee Way
- An interested citizen
- A cyclist
- A pedestrian

### Pedestrians Use:

I walk along Sahalee Way:

- Never
- Seldom
- Weekly
- Very frequently (Daily)

Most often, I walk between these two streets/neighborhoods:

Sahalee E - & North

### Traffic Congestion:

Where do you most experience congestion or delays currently? (Check all that apply)

- In the morning commute
- In the evening commute
- At the intersection of NE 25<sup>th</sup> Way
- At the intersection of NE 28<sup>th</sup> Way
- At the intersection of NE 37<sup>th</sup> Way
- At SR 202 (Redmond-FallCity Rd)
- Other \_\_\_\_\_

I most often cross Sahalee Way at:

E

I would like to see sidewalks on:

- One side of the street
- Both sides of the street

Environmental Analysis - Do you have comments and/or questions?

\_\_\_\_\_  
\_\_\_\_\_

Do you have any additional comments or questions? (Attach additional pages, as needed.)

like to see lighted crosswalk - or  
improved @ Bus Stop @ E. Sahalee Way

# Sahalee Way Improvement Project

How did you hear about this open house?

- E-mail  
 City of Sammamish newsletter  
 City Website  
 Flier  
 From a friend or neighbor  
 Other (please fill in) \_\_\_\_\_

If you would like to join the mailing list for this project, please fill in the following information:

Name: \_\_\_\_\_

Address: \_\_\_\_\_

City: Sammamish State: WA Zip: 98074

E-mail: \_\_\_\_\_

You may also e-mail comments to Jed Ireland, Project Manager, at [jireland@sammamish.us](mailto:jireland@sammamish.us)  
View up-to-date project information at [www.sammamish.us/projects/SahaleeWayWidening.aspx](http://www.sammamish.us/projects/SahaleeWayWidening.aspx)



Please  
Place  
Stamp  
Here

Jed Ireland, Project Manager  
City of Sammamish  
801 – 228<sup>th</sup> Avenue SE  
Sammamish, WA 98075

Please fold form and seal with tape here.

# Sahalee Way Improvement Project



**Tell us what you think!** We welcome your input on the Sahalee Way Improvement Project. Please respond to the questions in the space provided and then leave in the comment box at the open house or mail to the address listed on the other side of this form.

Rank the following project goals in order of importance (1 – Most Important)

- 1 Congestion Relief
- 4 Pedestrian and Bicycle Safety
- 3 Aesthetics
- 2 Minimize Cost
- \_\_\_ Other \_\_\_\_\_

Would you describe yourself as primarily:

- A property owner in the project area
- A commuter who uses Sahalee Way
- An interested citizen
- A cyclist
- A pedestrian

### Pedestrians Use:

I walk along Sahalee Way:

- \_\_\_ Never
- X Seldom
- \_\_\_ Weekly
- \_\_\_ Very frequently (Daily)

Most often, I walk between these two streets/neighborhoods:

NE 25<sup>th</sup> WAY ~ NE 28<sup>th</sup> WAY

### Traffic Congestion:

Where do you most experience congestion or delays currently? (Check all that apply)

- X In the morning commute
- \_\_\_ In the evening commute
- \_\_\_ At the intersection of NE 25<sup>th</sup> Way
- \_\_\_ At the intersection of NE 28<sup>th</sup> Way
- \_\_\_ At the intersection of NE 37<sup>th</sup> Way
- X At SR 202 (Redmond-FallCity Rd)
- \_\_\_ Other \_\_\_\_\_

I most often cross Sahalee Way at:

\_\_\_\_\_

I would like to see sidewalks on:

- X One side of the street
- \_\_\_ Both sides of the street

Environmental Analysis - Do you have comments and/or questions?

\_\_\_\_\_  
\_\_\_\_\_

Do you have any additional comments or questions? (Attach additional pages, as needed.)

\_\_\_\_\_  
\_\_\_\_\_  
\_\_\_\_\_

## Sahalee Way Improvement Project

How did you hear about this open house?

- E-mail
- City of Sammamish newsletter
- City Website
- Flier
- From a friend or neighbor
- Other (please fill in) \_\_\_\_\_

If you would like to join the mailing list for this project, please fill in the following information:

Name: \_\_\_\_\_

Address: \_\_\_\_\_

City: SAMMAMISH State: WA Zip: 98074

E-mail: \_\_\_\_\_

You may also e-mail comments to Jed Ireland, Project Manager, at [jireland@sammamish.us](mailto:jireland@sammamish.us)  
View up-to-date project information at [www.sammamish.us/projects/SahaleeWayWidening.aspx](http://www.sammamish.us/projects/SahaleeWayWidening.aspx)



Please  
Place  
Stamp  
Here

Jed Ireland, Project Manager  
City of Sammamish  
801 – 228<sup>th</sup> Avenue SE  
Sammamish, WA 98075

Please fold form and seal with tape here.

# Sahalee Way Improvement Project



**Tell us what you think!** We welcome your input on the Sahalee Way Improvement Project. Please respond to the questions in the space provided and then leave in the comment box at the open house or mail to the address listed on the other side of this form.

Rank the following project goals in order of importance (1 – Most Important)

- (2) Congestion Relief
- Pedestrian and Bicycle Safety
- Aesthetics
- Minimize Cost
- (1) Other least impact to environment & existing neighborhoods

### Pedestrians Use:

I walk along Sahalee Way:

- Never
- Seldom
- Weekly
- Very frequently (Daily)

Most often, I walk between these two streets/neighborhoods: \_\_\_\_\_

I most often cross Sahalee Way at: \_\_\_\_\_

I would like to see sidewalks on:

- One side of the street
- Both sides of the street

Environmental Analysis - Do you have comments and/or questions?

impact on environment - Deer, coyotes, birds - any animals, run off - water drainage

Do you have any additional comments or questions? (Attach additional pages, as needed.)

impact to neighbor hoods? Environment?

Would you describe yourself as primarily:

- A property owner in the project area
- A commuter who uses Sahalee Way
- An interested citizen
- A cyclist
- A pedestrian

### Traffic Congestion:

Where do you most experience congestion or delays currently? (Check all that apply)

- In the morning commute
- In the evening commute
- At the intersection of NE 25<sup>th</sup> Way
- At the intersection of NE 28<sup>th</sup> Way
- At the intersection of NE 37<sup>th</sup> Way
- At SR 202 (Redmond-FallCity Rd)
- Other \_\_\_\_\_

coming off 520

# Sahalee Way Improvement Project

How did you hear about this open house?

- E-mail
- City of Sammamish newsletter
- City Website
- Flier
- From a friend or neighbor
- Other (please fill in) \_\_\_\_\_

If you would like to join the mailing list for this project, please fill in the following information:

Name: \_\_\_\_\_

Address: \_\_\_\_\_

City: \_\_\_\_\_ State: \_\_\_ Zip: \_\_\_\_\_

E-mail: \_\_\_\_\_

You may also e-mail comments to Jed Ireland, Project Manager, at [jireland@sammamish.us](mailto:jireland@sammamish.us)  
View up-to-date project information at [www.sammamish.us/projects/SahaleeWayWidening.aspx](http://www.sammamish.us/projects/SahaleeWayWidening.aspx)




Please  
Place  
Stamp  
Here

Jed Ireland, Project Manager  
City of Sammamish  
801 – 228<sup>th</sup> Avenue SE  
Sammamish, WA 98075

Please fold form and seal with tape here.

# Sahalee Way Improvement Project



**Tell us what you think!** We welcome your input on the Sahalee Way Improvement Project. Please respond to the questions in the space provided and then leave in the comment box at the open house or mail to the address listed on the other side of this form.

Rank the following project goals in order of importance (1 – Most Important)

- 1 Congestion Relief
- 2 Pedestrian and Bicycle Safety
- ~~3~~ Aesthetics
- ~~4~~ Minimize Cost
- \_\_\_ Other \_\_\_\_\_

Would you describe yourself as primarily:

- A property owner in the project area
- A commuter who uses Sahalee Way
- An interested citizen
- A cyclist
- A pedestrian

### Pedestrians Use:

I walk along Sahalee Way:

- Never
- \_\_\_ Seldom
- \_\_\_ Weekly
- \_\_\_ Very frequently (Daily)

Most often, I walk between these two streets/neighborhoods:

*Penitence Hills - 22811 NE ↔ Sammamish Highlands*

### Traffic Congestion:

Where do you most experience congestion or delays currently? (Check all that apply)

- \_\_\_ In the morning commute
- \_\_\_ In the evening commute
- \_\_\_ At the intersection of NE 25<sup>th</sup> Way
- \_\_\_ At the intersection of NE 28<sup>th</sup> Way
- \_\_\_ At the intersection of NE 37<sup>th</sup> Way
- \_\_\_ At SR 202 (Redmond-FallCity Rd)
- \_\_\_ Other \_\_\_\_\_

I most often cross Sahalee Way at:

I would like to see sidewalks on:

- One side of the street
- \_\_\_ Both sides of the street

Environmental Analysis - Do you have comments and/or questions?

Do you have any additional comments or questions? (Attach additional pages, as needed.)

# Sahalee Way Improvement Project

How did you hear about this open house?

- E-mail
- City of Sammamish newsletter
- City Website
- Flier
- From a friend or neighbor
- Other (please fill in) \_\_\_\_\_

If you would like to join the mailing list for this project, please fill in the following information:

Name: \_\_\_\_\_

Address: \_\_\_\_\_

City: Samm State WA Zip: 98074

E-mail: \_\_\_\_\_

You may also e-mail comments to Jed Ireland, Project Manager, at [jireland@sammamish.us](mailto:jireland@sammamish.us)  
View up-to-date project information at [www.sammamish.us/projects/SahaleeWayWidening.aspx](http://www.sammamish.us/projects/SahaleeWayWidening.aspx)



Please  
Place  
Stamp  
Here

Jed Ireland, Project Manager  
City of Sammamish  
801 – 228<sup>th</sup> Avenue SE  
Sammamish, WA 98075



# Sahalee Way Improvement Project



**Tell us what you think!** We welcome your input on the Sahalee Way Improvement Project. Please respond to the questions in the space provided and then leave in the comment box at the open house or mail to the address listed on the other side of this form.

Rank the following project goals in order of importance (1 – Most Important)

- Congestion Relief
- Pedestrian and Bicycle Safety
- Aesthetics
- Minimize Cost
- Other \_\_\_\_\_

Would you describe yourself as primarily:

- A property owner in the project area
- A commuter who uses Sahalee Way
- An interested citizen
- A cyclist
- A pedestrian

### Pedestrians Use:

I walk along Sahalee Way:

- Never
- Seldom
- Weekly
- Very frequently (Daily)

Most often, I walk between these two streets/neighborhoods:

The Cleft & Heritage Hills

I most often cross Sahalee Way at:

NE 28<sup>th</sup> Pl.

I would like to see sidewalks on:

- One side of the street
- Both sides of the street

### Traffic Congestion:

Where do you most experience congestion or delays currently? (Check all that apply)

- In the morning commute
- In the evening commute
- At the intersection of NE 25<sup>th</sup> Way
- At the intersection of NE 28<sup>th</sup> Way
- At the intersection of NE 37<sup>th</sup> Way
- At SR 202 (Redmond-FallCity Rd)
- Other \_\_\_\_\_

Environmental Analysis - Do you have comments and/or questions?

Do you have any additional comments or questions? (Attach additional pages, as needed.)

The timberline light is too long & affects traffic all the way back to NE 28<sup>th</sup>. Lower speed limit would help things

# Sahalee Way Improvement Project

How did you hear about this open house?

- E-mail
- City of Sammamish newsletter
- City Website
- Flier
- From a friend or neighbor
- Other (please fill in) \_\_\_\_\_

If you would like to join the mailing list for this project, please fill in the following information:

Name: \_\_\_\_\_

Address: \_\_\_\_\_

City: Sammamish State: WA Zip: 98074

E-mail: \_\_\_\_\_

You may also e-mail comments to Jed Ireland, Project Manager, at [jjireland@sammamish.us](mailto:jjireland@sammamish.us)  
View up-to-date project information at [www.sammamish.us/projects/SahaleeWayWidening.aspx](http://www.sammamish.us/projects/SahaleeWayWidening.aspx)




Please  
Place  
Stamp  
Here

Jed Ireland, Project Manager  
City of Sammamish  
801 – 228<sup>th</sup> Avenue SE  
Sammamish, WA 98075

Please fold form and seal with tape here.

# Sahalee Way Improvement Project



**Tell us what you think!** We welcome your input on the Sahalee Way Improvement Project. Please respond to the questions in the space provided and then leave in the comment box at the open house or mail to the address listed on the other side of this form.

Rank the following project goals in order of importance (1 – Most Important)

- Congestion Relief
- Pedestrian and Bicycle Safety
- Aesthetics
- Minimize Cost
- Other Congestion relief into 202 where largest problem exists

Would you describe yourself as primarily:

- A property owner in the project area
- A commuter who uses Sahalee Way
- An interested citizen
- A cyclist
- A pedestrian

### Pedestrians Use:

I walk along Sahalee Way:

- Never
- Seldom
- Weekly
- Very frequently (Daily)

Most often, I walk between these two streets/neighborhoods:

N/A

### Traffic Congestion:

Where do you most experience congestion or delays currently? (Check all that apply)

- In the morning commute
- In the evening commute
- At the intersection of NE 25<sup>th</sup> Way
- At the intersection of NE 28<sup>th</sup> Way
- At the intersection of NE 37<sup>th</sup> Way
- At SR 202 (Redmond-FallCity Rd)
- Other \_\_\_\_\_

I most often cross Sahalee Way at:

N/A

I would like to see sidewalks on:

- One side of the street
- Both sides of the street

Environmental Analysis - Do you have comments and/or questions?

---

---

Do you have any additional comments or questions? (Attach additional pages, as needed.)

Without 2 lanes flowing from 37th, down to 202, the primary area of congestion, will not addressed. In fact, if 2 lanes exist on Sahalee at 37th and then narrow to one lane, prior to the two lanes at the very bottom of Sahalee/202, it will create even further challenges. While we live in a neighborhood that can require a little patience to head south during peak traffic hours, we don't find it to be worthy of a 3 lane investment between 25th and 37th. Especially since we don't believe it will be beneficial without the necessary improvements flowing down to 202. And for that matter from 25th down to 8th. The congestion points are the bottom portions of the hills - down to 202, and down to 8th - neither of which are addressed with this project. And a 5 lane investment is absolute overkill. The likelihood that people will walk from one end of the plateau, to the other, is slim - a very small minority, making sidewalks on both sides of the road an over investment. It seems logical to connect a sidewalk on the west side of the road with the existing sidewalk that exists on the south end of the hill.

# Sahalee Way Improvement Project

How did you hear about this open house?

- E-mail
- City of Sammamish newsletter
- City Website
- Flier
- From a friend or neighbor
- Other (please fill in) \_\_\_\_\_

If you would like to join the mailing list for this project, please fill in the following information:

Name: \_\_\_\_\_

Address: \_\_\_\_\_

City: Sammamish State: WA Zip: 98074

E-mail: \_\_\_\_\_

You may also e-mail comments to Jed Ireland, Project Manager, at [jireland@sammamish.us](mailto:jireland@sammamish.us)  
View up-to-date project information at [www.sammamish.us/projects/SahaleeWayWidening.aspx](http://www.sammamish.us/projects/SahaleeWayWidening.aspx)



Please  
Place  
Stamp  
Here

**Jed Ireland, Project Manager  
City of Sammamish  
801 – 228<sup>th</sup> Avenue SE  
Sammamish, WA 98075**

Please fold form and seal with tape here.

Dear Jeff

I live on [REDACTED]<sup>th</sup> place NE in Sammamish and understand there is a project possibly launching to widen Sahalee Way. I would really love to be able to walk on a sidewalk vs. almost getting killed walking my dogs on 228<sup>th</sup>. I just bought a home here and am so disappointed there is really no place safe to walk or ride a bike, unless I drive to Redmond.

Thank you for your attention

[REDACTED]

Good afternoon Jed,

It was nice meeting you the other night at the meeting for the Sahalee way/228<sup>th</sup> road project. Going forward if you need anything, information or just want to meet just let me know? After the meeting I measured the distance from the center, that's if I know where center is and it looks like the road will be real close to what we call "The greens ". That gate I would think for sure it needs a turn lane to enter? The north Gate which is 36<sup>th</sup> street in my opinion needs a light. I see a lot of backup at rush hour times 7am and 5pm. Not only does 36<sup>th</sup> have two neighborhoods using it we also have all the club actives, tournaments, members and deliveries. I'm here Monday –Friday 8-4 if you would like to discuss anything.

Thanks again,

[REDACTED]  
[REDACTED]  
[REDACTED] cell  
[REDACTED] office

Unfortunately I did not make the meeting but have some input you may need to consider. I actually have been meaning to write to the city about these problems.

The 228/sahalee seems to have the sidewalk on the side of the street without all the schools Inglewood, eastlake, mcauliffe, rachel carson, and smith and a soccer field. Especially right next to the teen center you can't even get to the crosswalk without being on the street which is unbelievably dangerous. There has even been a 5 car accident right next to it. I won't even allow my kids to go down the road so safely because of it. At least out a set of stairs to the crosswalk from the path in the woods next to it for safety as well as an actual sidewalk. We can't even cross to the sidewalk from ne 19th dr or 14th. It's about 3/4 of a mile of no chance to cross.

Roundabouts seem to be too small and cause traffic issues and pedestrian have a harder time crossing them. Especially the one on the way to Inglewood middle school and Eastlake high school. Traffic is gridlocked from 715 to 745. Since the schools start at 730 and 740 which is ridiculous.

Please contact me if you have questions or there is another time for input. I have 7 kids so this is very important to me.

  
425-

Hello Jed,

I attended the open house Wednesday evening concerning 228th/Sahalee. I filled out the survey but just wanted to give you my 2 cents worth. I have lived on the north end of the Plateau for 12 years and I must say seeing what is happening up here, especially since the recession is rather bothersome. So many clear cut developments and so many large cookie cutter houses on small lots. If you watch these builders they build a foundation and then build the house. The city allows all the building and then wonders what to do with all the traffic after the fact. Seems so backwards.

Living and working on the Plateau and commuting by bike I am hopeful the same mistake won't be made on this project as it was on 228th south of NE 8th because bike lanes are important. Riding on sidewalks just doesn't cut it!

I was talking to one gentleman at the meeting who introduced himself as an outside consultant for the city. He mentioned driving up to the meeting that evening that the traffic didn't seem all that bad. What I failed to remind him of was school is out for the summer and that makes a significant difference. I hope traffic studies performed during the summer are not taken too seriously into how bad traffic really is.

On my daily commutes I notice a huge difference between school days and days off. Thursday mornings always seem the heaviest, Wednesday evenings are light probably because schools let out early that day and the other days all seem about the same. Days when there is no school traffic is considerably lighter and safer. I am amazed at how much traffic schools generate and then add a college in the old Mars Hill Church. And how are you going to get traffic in and out of that parking lot? That will be interesting being so close to the Eastlake and Catholic high schools! That building should be the new Ace Hardware.

With the extreme number of housing developments planned or started along 244th I can only imagine that will significantly add to the traffic numbers. And since it seems so many parents drive their children to school and since so many of the schools are near to or are on 228th I would have to think those people will be using 228th. And too, I'm sure the west bound backups on 202 at Sahalee would be enough to discourage 244th residents from taking that route.

Personally, I think 228th should be what you call 5 lanes. I think of it as a 4 lane road with turn lanes where needed but I'll try to remind myself it's really 5. 228th is 5 lanes across the south portion of the Plateau, why reduce it on the north end? Make it 5 all the way to 202 or there will be bottlenecks. Plus, why have to widen it again in the future if you decide on 3 this go around? I know your traffic models and studies will give you all the answers but sometimes common sense and vision should be considered.

Thanks,





Hello Jed,

I had spoken to you a few weeks ago by phone. I live in The [REDACTED] neighborhood off 228th Ave and NE [REDACTED] Pl.

We had talked about getting input from the [REDACTED] residents on where they want to walk to. I'm sharing the input I have received below:

- Just being able to cross Sahalee Way to Heritage Hills safely is important
- The neighborhoods just south of us, e.g. Summer Ridge (NE 25th Way) and connect to the sidewalks there.
- East entrance of the Sahalee Golf Course neighborhood and the tennis courts
- Evans Creek Preserve. If this requires two Sahalee Way crossings because there can't be a sidewalk on the east side of the road due to the slide area, then so be it, provided there are crosswalks. There's already a crosswalk at the intersection of Sahalee Way and NE 37th Way, but the sidewalk on the east side of the road would need to be extended at least the few hundred feet from there to the park entrance. Right now the sidewalk ends abruptly.

In addition, there is interest in learning about the factors that determine the decision on a roundabout vs an intersection at the entrance.

I hope to attend the meeting tomorrow, and learn more.

Regards

[REDACTED]  
(425)-[REDACTED]

Hello Jed Ireland,

I'm very interested in learning all about this project, as we live very close to the Sahalee Way/ NE 28th Pl intersection. Unfortunately we're out of town and unable to come to the meeting tomorrow. I will make sure I can attend the 2nd meeting, but didn't want to miss the opportunity to already give my input :)

I completely understand the need to improve this major arterial. I'm happy to hear that also the safety of pedestrians and bikers is considered, with installing sidewalks on both sides. The one concern I have is the speed of cars. I understand for most people this road is used to quickly leave town or get back home and I can relate to that. However, I think the speed limit as it is now is kind of a left-over of more rural times with less cars on road, less infrastructure within city, less people walking/biking alongside 228th / Sahalee Way. Please consider adjusting the speed to what is more sensible for a road inside a city. Not only does it have an impact on safety, but also on the life quality of those living close to this road. The noise level is substantial!! Is the city considering any other means to help with the noise level (use of quiet pavement, installing noise barriers or other)? I'm thinking a round-about solution for the NE 28th Pl intersection would help with speed and noise?

Will maps and more information be available for those who can't attend the meeting?

Thank you very much.

Best regards,

[REDACTED]


[REDACTED]

Sammamish, WA 98074

[REDACTED]

[REDACTED]

When widening Sahalee Way, would it not be possible to install underground wiring/cables thereby possibly eliminating the need for tree cutting and hopefully eliminating power outages.

  
Sent from my iPad

Thanks for the information Jed. I am at [REDACTED] E, which is one of the parcels that is in Timberline that backs up to Sahalee directly. I know mine is the first one I think that goes all the way down. Then after mine there are several that are nearly the same line near the road. I don't know where ours stops near the right of way, which is why I am looking into this now. If you don't expand to affect my property, that's fine, I just figured I would ask sooner than later to know with as much time as I can before anything happens. It's not only about the land use but also how it would affect the hillside there as that might impact more than the land used. It's a steep embankment, so I don't know how that affects road construction. We also have the power lines that move along the road, I assume those might need to be moved which might also affect the use. I am sure you know these various factors already from preliminary plans for this design.

Thanks  
[REDACTED]

Jed,

Laura Philpot informed me that you were the project manager for the Sahalee Way expansion. Hopefully, you will seriously consider getting the power lines buried, since they are buried both South and NorthWest of this segment. Please put me on any mailing list concerning public meetings. Thanks.

[REDACTED]

Please let me know if I should send this question elsewhere. On the [Sammamish city website](#) your email is the one listed in connection to the Sahalee Way improvements project.

I'm a resident of the [REDACTED] neighborhood in Sammamish and I'm interested in learning more about proposed improvements to Sahalee Way. I've read over the RFQPA document listed on the website as well as the related documents there and I have some questions that don't seem to be covered (apologies if they are and I've missed them).

1. On which side of the street will the sidewalk be placed, or will there be sidewalks on both sides of Sahalee Way?
2. The document mentions a left-turn lane, where will that be?
3. As the road is being widened to three lanes, which side will get the extra lane? My assumption is that it will be the southbound side, as that goes up the steep grade, though the document that I read doesn't clarify.
4. This may be outside the scope of this project, but seems related. Are there any plans to make it safer for pedestrians (particularly residents of the Crest) to cross Sahalee Way? There are currently no safety provisions for residents to cross at NE 28 Pl/223rd Ave NE, e.g. crosswalk, pedestrian light, etc.

Note that I learned how to subscribe to updates on the city website and I've done that for the Sahalee Way improvement project.

Regards,

[REDACTED]